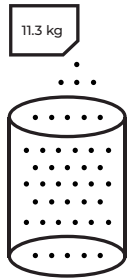


MAKING A STOCK CONCENTRATE


A concentrate should never be fed directly to your plants. The concentrate mix is meant for mixing a batch reservoir.

Lbs/3.79 L	Grams/3.79 L
1.0	454
2.0	908
2.5	1135




1. POUR

Fill half of the empty container with water and pour entire contents of the Pro line bag (11.3 kg) into container.



2. FILL

Fill the container to 47.4 litre mark with warm water (reverse osmosis preferred).



3. MIX

Shake or agitate until all granules are fully dissolved.

Nutrient Preparation Steps:

- 1 Get a measuring container that has accurate litre marks on it.
- 2 Fill half of the stock tank with water.
- 3 Slowly pour granules into water while agitating, then mix thoroughly to solubilize.
- 4 Add additional water until it gets exactly to the 47.4 litres mark.
- 5 Vigorously mix until all granules are solubilized.

For more information regarding the Athena program, please visit our website:

AthenaAg.com

Dosage in **mL/3.79 L** for concentrate mixed at **454 g per 3.79 L**

TARGET EC REFERENCE	CORE	GROW/BLOOM
0.5	6.0ml	10.0ml
1.0	12.5ml	20.8ml
1.5	18.0ml	30.1ml
2.0	25.0ml	41.7ml
2.5	30.0ml	50.0ml
2.7	33.3ml	55.9ml
3.0	36.1ml	60.1ml
3.5	42.1ml	70.1ml
4.0	48.1ml	80.2ml

Recommended Chart:

Dosage in **mL/3.79 L** for concentrate mixed at **908 g per 3.79 L**

TARGET EC REFERENCE	CORE	GROW/BLOOM
0.5	3.0ml	5.0ml
1.0	6.3ml	10.4ml
1.5	9.0ml	15.0ml
2.0	12.5ml	20.8ml
2.5	15.0ml	25.0ml
2.7	16.7ml	27.9ml
3.0	18.0ml	30.1ml
3.5	21.0ml	35.1ml
4.0	24.0ml	40.1ml

Dosage in **mL/3.79L** for concentrate mixed at **1135 g per 3.79 L**

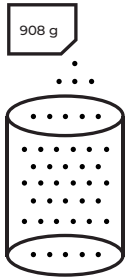
*Disclaimer - At 1135 g per 3.79 L, stock tank must be agitated.

TARGET EC REFERENCE	CORE	GROW/BLOOM
0.5	2.4ml	4.0ml
1.0	5.0ml	8.3ml
1.5	7.2ml	12.0ml
2.0	10.0ml	16.7ml
2.5	12.0ml	20.0ml
2.7	13.3ml	22.3ml
3.0	14.4ml	24.0ml
3.5	16.8ml	28.1ml
4.0	19.2ml	32.1ml

MAKING A STOCK CONCENTRATE


A concentrate should never be fed directly to your plants. The concentrate mix is meant for mixing a batch reservoir.

Lbs/3.79 L	Grams/3.79 L
2.0	908




1. POUR

Empty entire contents of the Pro line pouch (908 g) into a thoroughly clean container



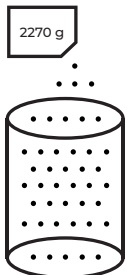
2. FILL

Fill the container to 3.79 litre mark with warm water (reverse osmosis preferred).



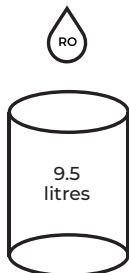
3. MIX

Shake or agitate until all granules are fully dissolved.




1. POUR

Empty entire contents of the Pro line pouch (2270 g) into a thoroughly clean container



2. FILL

Fill the container to 9.5 litre mark with warm water (reverse osmosis preferred).



3. MIX

Shake or agitate until all granules are fully dissolved.

Nutrient Preparation Steps:

- 1 Get a measuring container that has accurate litre marks on it.
- 2 Empty entire contents of the Pro Line pouch into a thoroughly clean container.
- 3 Add additional water until it gets exactly to the litre(s) mark.
- 4 Fill the container to exactly the 3.79 L mark for 908 g pouch or the 9.5 litre mark for 2270 g pouch.
- 5 Vigorously mix until all granules are solubilized.

MIXING A BATCH RESERVOIR

Use your concentrate to mix a reservoir to feed directly to plants.

Mix Recipe:

Use the attached chart to determine the ML per 3.79 litres of this concentrate to achieve your desired EC in your reservoir.

For example: If you have a 189.5 litres reservoir and wish to feed 3 EC Core (50x18= 900 mL) Bloom (50x30.1= 1505 mL)

Add 900 ML of Core concentrate and 1505 mL of Bloom concentrate to 189.5 litres of water.

Dosage in mL/3.79 L for concentrate mixed at 908 g per 3.79 L

TARGET EC REFERENCE	PRO CORE	PRO GROW /BLOOM
0.5	3.0ml	5.0ml
1.0	6.3ml	10.4ml
1.5	9.0ml	15.0ml
2.0	12.5ml	20.8ml
2.5	15.0ml	25.0ml
2.7	16.7ml	27.9ml
3.0	18.0ml	30.1ml
3.5	21.0ml	35.1ml
4.0	24.0ml	40.1ml

For more information regarding the Athena program, please visit our website: